



MOVING YOU FURTHER

25-30

33D-9

35DA-9



Some of the photos may include optional equipment.

Your satisfaction is our priority!

New Diesel Forklift with Proven Quality and Advanced Technology

Hyundai introduces a new line of 9-series diesel forklift trucks.

The newly designed 4 wheel counterbalance trucks provide every operator comfortable driving, increased productivity and easy maintenance.

High Efficiency

- Tier 4, High power engine : KUBOTA V3307 (50kW)
- Reduce inching impact : Clutch protection system
- Wet disc brake

Advanced Safety

- Auto parking brake system
- Hill Start Assist Control
- Operator Presence Sensing System (OPT)
- Machine inclination indication

Best Convenience

- 5.6 inch LCD color monitor
- Auto fork leveling system (OPT)
- Load weight indicator (OPT)
- 4 pieces bolt on cabin (OPT)
- Rear horn with handle (OPT)

Easy Maintenance

- Password starting system
- Consumable item replacement cycle warning
- Rear tire cover & under cover (OPT)





Power & Performance

High Efficiency & Optimal Performance

Powerful engine and high technology systems provide you with enhanced performance and highest productivity.



Some of the photos may include optional equipment.

High Power Engine KUBOTA V3307

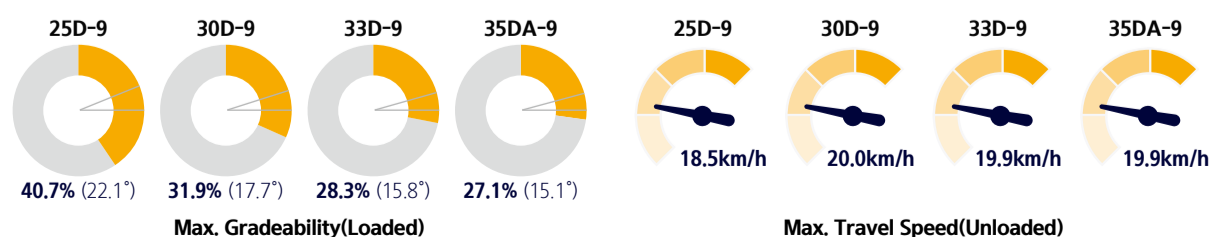
Market approved quality of KUBOTA V3307 engine ensures incomparable performance, durability and excellent fuel efficiency. This engine meets EPA Tier IV Final and EU stage IV B emission regulations.



KUBOTA V3307 Engine
50kW/2,300rpm

Faster Travel Speed & Gradeability

The powerful high-output engine provides greater acceleration, better gradeability and faster travel speed on any tough terrain or slope.



Clutch Protection System

The clutch protection system prevents excessive use of inching as well as minimizes change-impact.



Boosting type brake valve (OPT)

The boosting type brake valve is applied for strong braking performance.



Highly durable drive axle

The strengthened drive axle separable from transmission ensures low vibration and easy maintenance. The wet disc type brake is applied for easy operation, smooth response and maintenance free.



Fully hydrostatic power steering

The hydraulic steering system always guarantees smooth and flexible steering, preventing over-run and kick-back.



Oil cooled disc brake

The wet brakes with excellent braking power and durability offer a stable and reliable braking power. Also, an oil cooler has been added to improve durability in working environments where the frequency of brake operation is high.



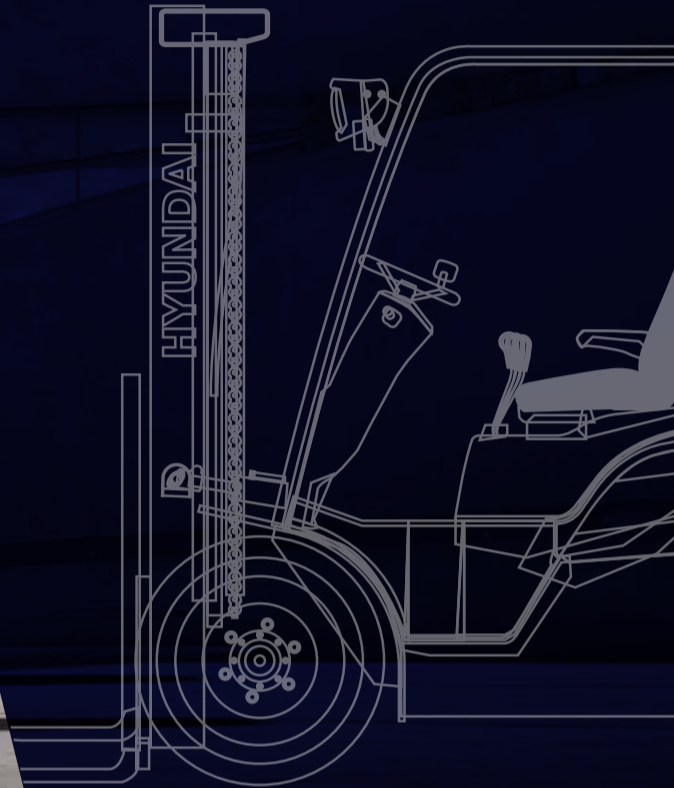
Easy & Comfort

Best Convenience & Optimized Ergonomics

Powerful engine and high technology systems provide you with enhanced performance and high productivity.




Some of the photos may include optional equipment.



Spacious Operator Cabin

The newly designed cabin provides wide visibility and spacious environment, ensuring all day comfort for the operator.



Grammer Seat (STD)

Easily adjustable suspension seat, based on a human engineering design, reduces operator fatigue and provides greater comfort.

- ELR(Emergency Locking Retractor) type seat belt as a standard
- Heating(STD) and head rest(OPT)



Rear Horn (OPT)

Allowing operators hand to remain within forklift at all times for safety. An integral horn switch can prevent any hazardous situation at reverse mode.



Adjustable steering Wheel

To achieve a comfortable drive position, the angle of the steering column can easily be adjusted by a lever on the right-hand side of the steering column.



Low entrance height

The low entrance height ensures easy and safe access for the operator.

Advanced LCD Monitor

The 5.6 inch wide screen LCD color monitor allows the operator to control the machine with ease. The monitor features speed, travel direction, battery discharge indicator and hour meter.



Main monitoring features

- Hour-meter
- Fuel level gauge(Warning-Red)
- Signal / Warning light
- Gear (F / N / R)
- Speedometer
- Mast tilting degree(Alarm-Red)
- Clock
- Engine temperature gauge(Warning-Red)
- Odometer

1 Load Indicator (OPT)

The optional load indicator displays the load weight on the monitor. The load sensor reduces the time to check loaded weight and the alarm alerts the driver when overloaded.

2 Auto Fork Leveling System (OPT)

To improve the productivity the auto fork leveling system will automatically stop the tilt movement when the mast is in a straight position.

3 Machine inclination indication

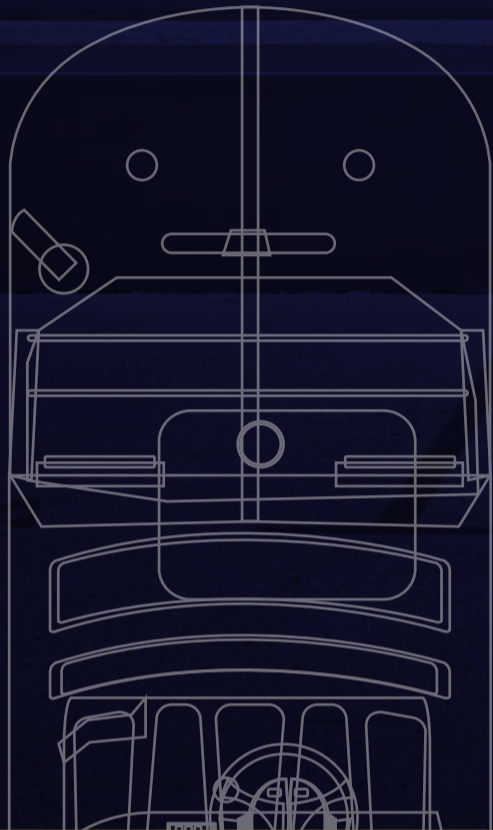
The grade (left) and slope (right) sensors are built into the MCU and provide the grade and slope status information of the vehicle connected with the road surface condition in real time.



Secure & Safety

Advanced Safety

The safely designed driver's space makes your operating more comfortable.



EXCELLENT VISIBILITY

ADVANCED SAFETY

Some of the photos may include optional equipment.

Excellent visibility for safe operation

Optimized lift cylinder arrangement provides operator with wider visibility. The panoramic mirror expands the driver's view when backing up.




Safety Lamps & Rear Reflectors

Halogen headlights and rear LED combination lights offer the driver visibility in all circumstances. Rear reflectors mounted on the counterweight enhance safety for the driver and the application.

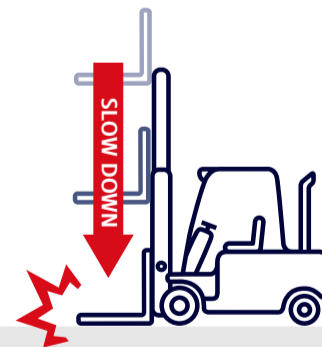
Various Safety System

The adoption of a high-sensitivity sensor and advanced safety system eliminates the risk of safety accidents.



Hill Start Assist Control (HAC)

Anti Roll-back system offers protection against the machine rolling back on a ramp in combination with exceptional ramp start capabilities.



Fork Safety Features

The down-safety valve prevents forks from dropping down in case of sudden damage of hydraulic line.

DRIVE LOCK LIFT LOCK TILT LOCK



Operator Presence Sensing System

All mast and drive movements stop functioning when the operator is not in the seat.



Strong overhead guard

Exceeding CEE and ANSI regulations, the overhead guard offers optimal protection combined with excellent all round visibility.



Auto parking brake

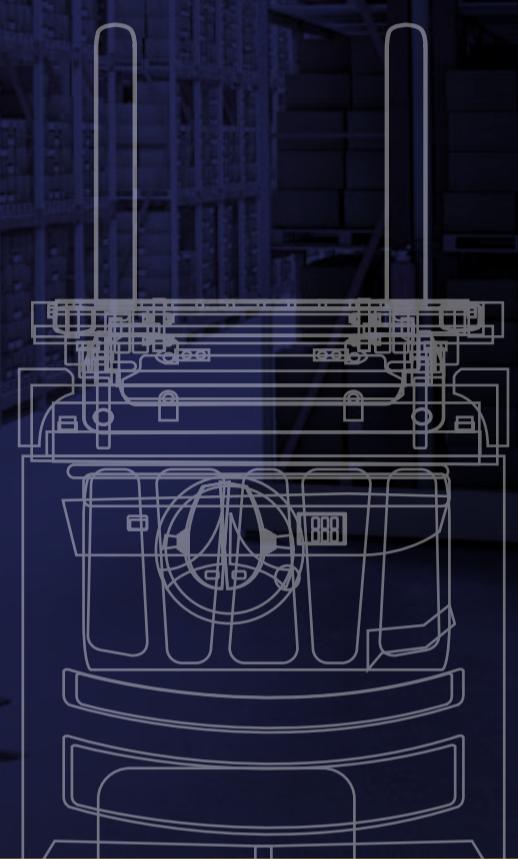
If the operator leaves the seat while the gear lever is in neutral, the parking brake is automatically engaged to secure safety, and released upon the operator's return to the seat.



Maintenance & Convenience

Fast and Easy Maintenance

An ideal arrangement of components ensures easy access and convenience for maintenance.



Some of the photos may include optional equipment.


Large Engine Hood

Highly accessible engine compartment assures fast and efficient maintenance. The enlarged air cleaner(7") has extended service time of engine.



Waterproof & Dustproof cover

Newly developed Waterproof and Dustproof fuse box and relay box for ease of maintenance.



Rear tire & Under cover (OPT)

The rear tire cover and under cover with PE material protect the engine, radiator, and components from dusts caused by ground. Also, these options can be selected separately.



Password starting system

By granting the operation authority only to the designated driver, it is possible to manage the vehicle and prevent theft.



Rear view camera (OPT)

The rear view camera and monitor connected with the reverse switch guarantee a safe working environment.



Parking brake switch (STD) & Emergency switch (OPT)

A button-type switches enables to notify of emergency situations quickly and operate easily.



Bolt on type cabin

The bolt on type cabin consists of front side, door front, door rear, and rear side. It is easy to assemble by bolt and mount parts. Also, cabin can be selected by module or parts and air conditioner and heater are separately available for driver's convenience.

Maintenance Management			
Item	Interval	Elapse Count	Alarm
Axle Planetary Ge...	100	2 0	✓
Transmission Oil	100	2 0	✓
Transmission Oil F...	100	2 0	✓
Hydraulic Tank AI...	250	2 0	✓
Air Cleaner Comp...	450	2 0	✓
Engine Oil Filter	500	2 0	✓

Consumable item replacement cycle warning

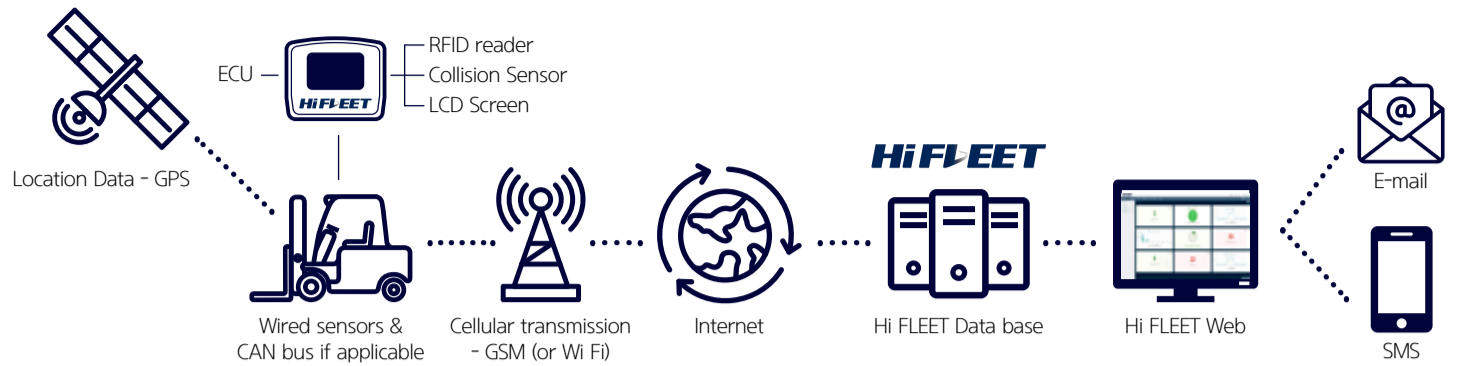
This indicator automatically alerts the operator of the replacement cycle of key consumable items before a failure occurs; making managing maintenance easy, and to help extend the life of the machine.

Fleet Management System(Hi FLEET)(OPT)

Hi FLEET, Hyundai material handling's fleet management system, is the optimal operation solution for a fleet of forklifts. It connects driver and vehicle in real time.



You can see the video by scanning the QR code.



DRIVER MANAGEMENT

It is possible to certify drivers and manage their work through RFID, PIN password.

VEHICLE MANAGEMENT

You can check the operating time, battery status, and location information in real time.

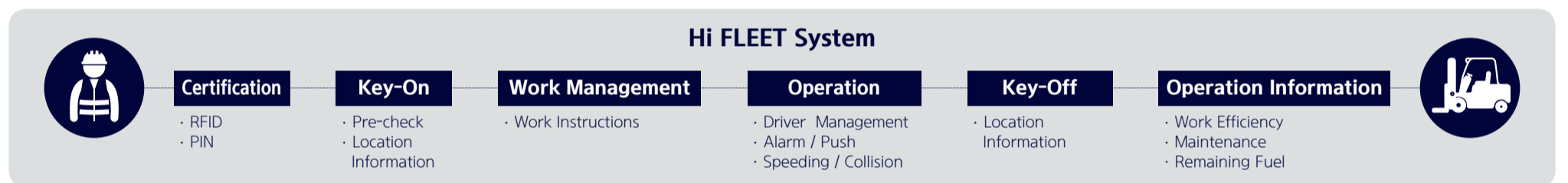


SAFETY MANAGEMENT

You can check the driver's conditions and vehicle status before starting work and manage the speed and collision.

MAINTENANCE

You can keep your vehicles in optimal condition by notifying the vehicle's maintenance interval and fault codes.



New 9 Series Mast Specifications

25/30/33D-9
35DA-9

Mast Type		Maximum Fork Height		Overall Height (Lowered)		Free lift height						Tilt Angle		Load capacity w/o side shift				Load capacity w/side shift				TRUCK WEIGHT (UNLOADED)					
						With Load Backrest		Without Load Backrest		Without Load Backrest (3/4-SPOOL)				Single Tire		Double Tire		Single Tire		Double Tire		Single Tire		Double Tire			
						in	mm	in	mm	in	mm	in	mm	deg	deg	lb	kg	lb	kg	lb	kg	lb	kg	lb	kg	lb	kg
2-STAGE LIMITED FREE LIFT	V300	118.3	3005	79.7	2025	4.5	155	4.5	155	4.5	155	6	10	5000	2500	5000	2500	5000	2500	5000	2500	5000	2500	8549	3878	8823	4002
	*V330	130.1	3305	85.6	2175							6	10	5000	2500	5000	2500	5000	2500	5000	2500	5000	2500	8591	3897	8867	4022
	V350	138.0	3505	89.6	2275							6	10	5000	2500	5000	2500	5000	2500	5000	2500	5000	2500	8629	3914	8904	4039
	V370	145.9	3705	95.5	2425							6	10	5000	2500	5000	2500	5000	2460	5000	2500	8655	3926	8933	4052		
	V400	157.7	4005	101.4	2575							6	10	5000	2500	5000	2500	5000	2380	5000	2500	8743	3966	9019	4091		
	V430	169.5	4305	107.3	2725							6	6	5000	2480	5000	2500	5000	2360	5000	2500	8858	4018	9134	4143		
	V450	177.4	4505	113.2	2875							6	6	5000	2430	5000	2500	4870	2310	5000	2460	8907	4040	9182	4165		
	V470	185.2	4705	117.1	2975							6	6	4960	2390	5000	2500	4740	2270	5000	2380	8940	4055	9213	4179		
	V500	197.0	5005	123.0	3125							6	6	4850	2330	5000	2430	4630	2210	5000	2310	8988	4077	9261	4201		
2-STAGE FULL FREE LIFT	VF295	117.2	2976	79.7	2025	33.3	845	54.2	1377	54	1377	6	6	5000	2500	5000	2500	5000	2500	5000	2500	8593	3898	8878	4027		
	VF325	129.0	3276	85.1	2175	38.7	995	60.2	1527	60	1527	6	6	5000	2500	5000	2500	5000	2460	5000	2500	8666	3931	8953	4061		
	VF345	136.9	3476	89.6	2275	43.1	1095	64.1	1627	64	1627	6	6	5000	2500	5000	2500	5000	2460	5000	2460	8719	3955	9023	4093		
3-STAGE FULL FREE LIFT	TF370	145.9	3705	71.9	1825	25.4	645	46.3	1177	43	1081	6	6	5000	2500	5000	2500	5000	2460	5000	2500	8792	3988	9079	4118		
	TF400	157.7	4005	75.8	1925	29.3	745	50.3	1277	46	1181	6	6	5000	2500	5000	2500	5000	2380	5000	2500	8845	4012	9131	4142		
	TF430	169.5	4305	79.7	2025	33.3	845	54.2	1377	50	1281	6	6	5000	2440	5000	2500	5000	2320	5000	2460	8884	4030	9171	4160		
	TF450	177.4	4505	83.7	2125	37.2	945	58.1	1477	56	1431	6	6	5000	2410	5000	2500	4850	2290	5000	2380	8933	4052	9220	4182		
	TF470	185.2	4705	85.6	2175	39.2	995	60.1	1527	56	1431	6	6	4920	2360	5000	2450	4700	2240	4860	2330	8964	4066	9248	4195		
	TF500	197.0	5005	89.6	2275	43.1	1095	64.1	1627	60	1531	6	6	3836	1880	4940	2400	3810	1850	4720	2280	9012	4088	9297	4217		
	TF550	216.7	5505	97.4	2475	51.0	1295	71.9	1827	70	1781	6	6	3240	1550	4780	2310	3020	1430	4560	2190	9098	4127	9383	4256		
	TF600	236.4	6005	105.3	2675	58.9	1495	79.8	2027	78	1981	6	6	2930	1400	4590	2210	2710	1280	4370	2090	9242	4192	9526	4321		
	TF650	256.1	6505	113.2	2875	66.7	1695	80.5	2044	75	1904	3	3	2840	1350	4540	2180	2620	1230	4320	2060	9343	4238	9630	4368		
	TF700	275.8	7005	121.1	3075	74.6	1895	88.3	2244	83	2104	3	3	2430	1150	4370	2100	2210	930	4150	1980	9427	4276	9713	4406		
	TS370	145.9	3705	71.9	1825	25.4	645	46.3	1177	37	946	6	6	5000	2500	5000	2500	5000	2460	5000	2500	8792	3988	9079	4118		
	TS400	157.7	4005	75.8	1925	29.3	745	50.3	1277	41	1046	6	6	5000	2500	5000	2500	5000	2380	5000	2500	8845	4012	9131	4142		
	TS430	169.5	4305	79.7	2025	33.3	845	54.2	1377	45	1146	6	6	5000	2440	5000	2500	5000	2320	5000	2460	8884	4030	9171	4160		
	TS450	177.4	4505	83.7	2125	37.2	945	58.1	1477	53	1346	6	6	5000	2410	5000	2500	4850	2290	5000	2380	8933	4052	9220	4182		
	TS470	185.2	4705	85.6	2175	39.2	995	60.1	1527	51	1296	6	6	4920	2360	5000	2450	4700	2240	4860	2330	8964	4066	9248	4195		
	TS500	197.0	5005	89.6	2275	43.1	1095	64.1	1627	55	1396	6	6	3836	1880	4940	2400	3810	1850	4720	2280	9012	4088	9297	4217		
	TS550	216.7	5505	97.4	2475	51.0	1295	71.9	1827	67	1696	6	6	3240	1550	4780	2310	3020	1430	4560	2190	9098	4127	9383	4256		
TS600	236.4	6005	105.3	2675	58.9	1495	79.8	2027	75	1896	6	6	2930	1400	4590	2210	2710	1280	4370	2090	9242	4192	9526	4321			
TS650	256.1	6505	113.2	2875	66.7	1695	79.4	2016	74	1876	3	3	2840	1350	4540	2180	2620	1230	4320	2060	9343	4238	9630	4368			
TS700	275.8	7005	121.1	3075	74.6	1895	87.2	2216	82	2076	3	3	2430	1150	4370	2100	2210	930	4150	1980	9427	4276	9713	4406			
4-STAGE FULL FREE LIFT	QF610	240.7	6115	85.0	2160	38.6	980	59.5	1512	56	1412	3	3	3330	1600	4410	2120	3110	1480	4190	2000	9775	4434	10106	4584		
	QF660	260.4	6615	92.9	2360	46.5	1180	67.4	1712	63	1612	3	3	2910	1400	4230	2040	2690	1280	4010	1920	9907	4494	10236	4643		
	QF700	276.2	7015	96.9	2460	50.4	1280	71.3	1812	67	1712	3	3	2290	1100	4120	1980	2070	980	3900	1860	9974	4524	10304	4674		
	QF745	293.9	7465	102.8	2610	56.3	1430	75.4	1915	69	1762	3	3	1680	800	3420	1650	1460	680	3200	1530	10075	4570	10406	4720		
	QF790	311.6	7915	108.7	2760	62.2	1580	75.4	1915	69	1762	3	3	1260	600	2600	1250	1240	480	2380	1130	10295	4670	10626	4820		

※ : Standard

New 9 Series Mast Specifications

25/30/33D-9
35DA-9

30D-9



Mast Type	Maximum Fork Height	Overall Height (Lowered)				Free lift height						Tilt Angle		Load capacity w/o side shift				Load capacity w/side shift				Truck Weight (Unloaded)									
		in		mm		With Load Backrest		Without Load Backrest		Without Load Backrest (3/4-SPOOL)		Fwd	Bwd	Single Tire		Double Tire		Single Tire		Double Tire		Single Tire		Double Tire							
		in	mm	in	mm	in	mm	in	mm	in	mm	deg	deg	24 in LC	500mm LC	24 in LC	500mm LC	24 in LC	500mm LC	24 in LC	500mm LC	24 in LC	500mm LC	lb	kg	lb	kg				
2-STAGE LIMITED FREE LIFT	V300	118.3	3005	80.3	2040	4.5	155	4.5	155	4.5	155	6	10	6000	3000	6000	3000	6000	3000	6000	3000	6000	3000	9431	4278	9638	4372				
	*V330	130.1	3305	86.2	2190							6	10	6000	3000	6000	3000	6000	3000	6000	3000	6000	3000	6000	3000	6000	3000	9475	4298	9683	4392
	V350	138.0	3505	90.2	2290							6	10	6000	3000	6000	3000	6000	3000	6000	3000	6000	3000	6000	3000	6000	3000	9515	4316	9722	4410
	V370	145.9	3705	96.1	2440							6	10	6000	3000	6000	3000	6000	2930	6000	2930	6000	3000	6000	3000	6000	3000	9544	4329	9751	4423
	V400	157.7	4005	102.0	2590							6	10	6000	3000	6000	3000	6000	2820	6000	2820	6000	3000	6000	3000	6000	3000	9632	4369	9841	4464
	V430	169.5	4305	107.9	2740							6	6	6000	2960	6000	3000	6000	2780	6000	2950	6000	2950	6000	2950	6000	2950	9749	4422	9956	4516
	V450	177.4	4505	113.8	2890							6	6	6000	2920	6000	3000	6000	2740	6000	2825	6000	2825	6000	2825	6000	2825	9799	4445	10007	4539
	V470	185.2	4705	117.7	2990							6	6	6000	2850	6000	3000	6000	2930	6000	2930	6000	2930	6000	2930	6000	2930	9832	4460	10040	4554
	V500	197.0	5005	123.6	3140							6	6	6000	2650	6000	3000	6000	2890	6000	2890	6000	2890	6000	2890	6000	2890	9883	4483	10090	4577
2-STAGE FULL FREE LIFT	VF295	117.2	2976	80.3	2040	33.9	860	51.7	1314	51.7	1314	6	6	6000	3000	6000	3000	6000	3000	6000	3000	9575	4343	9780	4436						
	VF325	129.0	3276	85.1	2190	38.7	1010	60.2	1464	57.6	1464	6	6	6000	3000	6000	3000	6000	2950	6000	3000	9652	4378	9857	4471						
	VF345	136.9	3476	90.2	2290	43.7	1110	61.6	1564	61.6	1564	6	6	6000	3000	6000	3000	6000	2820	6000	2950	9729	4413	9934	4506						
3-STAGE FULL FREE LIFT	TF370	145.9	3705	72.4	1840	26.0	660	43.9	1114	42.6	1081	6	6	6000	3000	6000	3000	6000	2820	6000	3000	9815	4452	10020	4545						
	TF400	157.7	4005	76.4	1940	29.9	760	47.8	1214	46.5	1181	6	6	6000	3000	6000	3000	6000	2800	6000	2950	9870	4477	10073	4569						
	TF430	169.5	4305	80.3	2040	33.9	860	51.7	1314	50.4	1281	6	6	6000	2930	6000	3000	6000	2750	6000	2825	9918	4499	10121	4591						
	TF450	177.4	4505	84.3	2140	37.8	960	55.7	1414	55.7	1414	6	6	5930	2880	6000	2940	5630	2700	5830	2765	9974	4524	10179	4617						
	TF470	185.2	4705	86.2	2190	39.8	1010	57.6	1464	56.3	1431	6	6	5890	2850	5970	2900	5590	2670	5670	2725	10004	4538	10209	4631						
	TF500	197.0	5005	90.2	2290	43.7	1110	61.6	1564	60.3	1531	6	6	4630	2250	5840	2840	4495	2180	5540	2665	10055	4561	10258	4653						
	TF550	216.7	5505	98.0	2490	51.6	1310	69.4	1764	69.4	1764	6	6	3660	1750	5640	2720	3360	1570	5340	2545	10152	4605	10355	4697						
	TF600	236.4	6005	105.9	2690	59.4	1510	77.3	1964	77.3	1964	6	6	3020	1450	5450	2630	2720	1270	5150	2455	10306	4675	10509	4767						
	TF650	256.1	6505	113.8	2890	67.3	1710	81.1	2061	75.6	1921	3	3	2930	1400	5380	2590	2630	1220	5080	2415	10419	4726	10622	4818						
	TF700	275.8	7005	121.7	3090	75.2	1910	89.0	2261	83.5	2121	3	3	2540	1200	5200	2500	2240	1020	4900	2325	10514	4769	10719	4862						
	TS370	145.9	3705	72.4	1840	26.0	660	43.9	1114	41.5	1053	6	6	6000	3000	6000	3000	6000	2820	6000	3000	9815	4452	10020	4545						
	TS400	157.7	4005	76.4	1940	29.9	760	47.8	1214	45.4	1153	6	6	6000	3000	6000	3000	6000	2800	6000	2950	9870	4477	10073	4569						
	TS430	169.5	4305	80.3	2040	33.9	860	51.7	1314	49.3	1253	6	6	6000	2930	6000	3000	6000	2750	6000	2825	9918	4499	10121	4591						
	TS450	177.4	4505	84.3	2140	37.8	960	55.7	1414	55.2	1403	6	6	5930	2880	6000	2940	5630	2700	5830	2765	9974	4524	10179	4617						
	TS470	185.2	4705	86.2	2190	39.8	1010	57.6	1464	55.2	1403	6	6	5890	2850	5970	2900	5590	2670	5670	2725	10004	4538	10209	4631						
	TS500	197.0	5005	90.2	2290	43.7	1110	61.6	1564	59.2	1503	6	6	4630	2250	5840	2840	4495	2180	5540	2665	10055	4561	10258	4653						
	TS550	216.7	5505	98.0	2490	51.6	1310	69.4	1764	69.0	1753	6	6	3660	1750	5640	2720	3360	1570	5340	2545	10152	4605	10355	4697						
	TS600	236.4	6005	105.9	2690	59.4	1510	77.3	1964	76.9	1953	6	6	3020	1450	5450	2630	2720	1270	5150	2455	10306	4675	10509	4767						
	TS650	256.1	6505	113.8	2890	67.3	1710	80.0	2033	74.5	1893	3	3	2930	1400	5380	2590	2630	1220	5080	2415	10419	4726	10622	4818						
	TS700	275.8	7005	121.7	3090	75.2	1910	87.9	2233	82.4	2093	3	3	2540	1200	5200	2500	2240	1020	4900	2325	10514	4769	10719	4862						
	4-STAGE FULL FREE LIFT	QF610	240.7	6115	85.6	2175	39.2	995	57.0	1449	57.0	1449	3	3	3530	1700	5290	2560	3230	1520	4990	2385	10719	4862	10963	4973					
QF660		260.4	6615	93.5	2375	47.0	1195	64.9	1649	64.9	1649	3	3	3130	1500	5090	2460	2830	1320	4790	2285	10851	4922	11096	5033						
QF700		276.2	7015	97.4	2475	51.0	1295	68.9	1749	68.9	1749	3	3	2510	1200	4960	2400	2210	1020	4660	2225	10917	4952	11162	5063						
QF745		293.9	7465	103.3	2625	56.9	1445	74.8	1899	69.4	1762	3	3	1870	900	4830	2320	1570	720	4530	2145	11019	4998	11263	5109						
QF790		311.6	7915	109.3	2775	62.8	1595	75.4	1915	69.4	1762	3	3	1480	700	4650	2230	1180	520	4350	2055	11239	5098	11486	5210						

* : Standard

New 9 Series

33D-9



Mast Type	Maximum Fork Height	Overall Height (Lowered)				Free lift height						Tilt Angle		Load capacity w/o side shift				Load capacity w/side shift				Truck Weight (Unloaded)									
		in		mm		With Load Backrest		Without Load Backrest		Without Load Backrest (3/4-SPOOL)		Fwd	Bwd	Single Tire		Double Tire		Single Tire		Double Tire		Single Tire		Double Tire							
		in	mm	in	mm	in	mm	in	mm	in	mm	deg	deg	24 in LC	500mm LC	24 in LC	500mm LC	24 in LC	500mm LC	24 in LC	500mm LC	24 in LC	500mm LC	lb	kg	lb	kg				
2-STAGE LIMITED FREE LIFT	V300	118.3	3005	83.1	2110	4.5	155	4.5	155	4.5	155	6	10	6500	3300	6500	3300	6500	3300	6500	3300	6500	3300	10015	4543	10256	4652				
	*V330	130.1	3305	89.0	2260							6	10	6500	3300	6500	3300	6500	3300	6500	3300	6500	3300	6500	3300	6500	3300	10068	4567	10309	4676
	V350	138.0	3505	92.9	2360							6	10	6500	3300	6500	3300	6500	3300	6500	3300	6500	3300	6500	3300	6500	3300	10101	4582	10344	4692
	V370	145.9	3705	98.8	2510							6	10	6500	3300	6500	3300	6500	3210	6500	3300	6500	3300	6500	3300	6500	3300	10135	4597	10373	4705
	V400	157.7	4005	104.7	2660							6	10	6500	3300	6500	3300	6500	3120	6500	3300	6500	3300	6500	3300	6500	3300	10225	4638	10465	4747
	V430	169.5	4305	110.6	2810							6	6	6500	3250	6500	3300	6500	3070	6500	3250	6500	3250								

New 9 Series Mast Specifications

25/30/33D-9
35DA-9

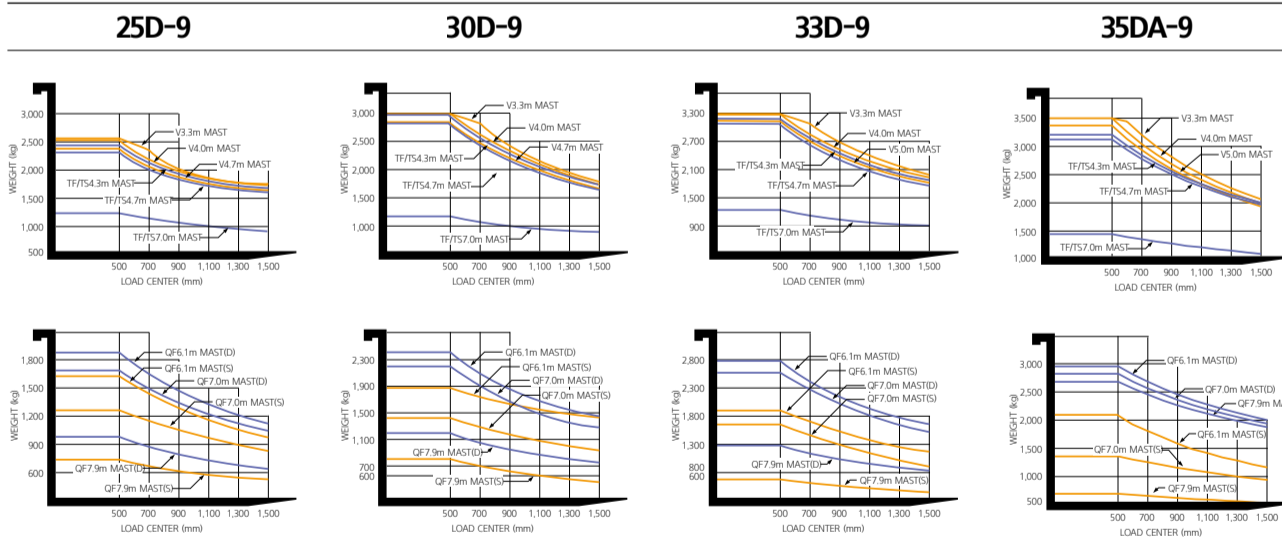
35DA-9

Mast Type	Maximum Fork Height	Overall Height (Lowered)	Free lift height								Tilt Angle		Load capacity w/o side shift				Load capacity w/side shift				Truck Weight (Unloaded)						
			With Load Backrest		Without Load Backrest		Without Load Backrest (3/4-SPOOL)		Fwd deg	Bwd deg	Single Tire		Double Tire		Single Tire		Double Tire		Single Tire		Double Tire						
			in	mm	in	mm	in	mm			24 in LC	500mm LC	24 in LC	500mm LC	24 in LC	500mm LC	24 in LC	500mm LC	lb	kg	lb	kg					
2-STAGE LIMITED FREE LIFT	V300	118.3	3005	83.1	2110	4.5	155	4.5	155	4.5	155	6	10	7000	3500	7000	3500	7000	3500	7000	3500	10304	4674	10559	4790		
	*V330	130.1	3305	89.0	2260							6	10	7000	3500	7000	3500	7000	3500	7000	3500	7000	3500	10356	4698	10611	4813
	V350	138.0	3505	92.9	2360							6	10	7000	3500	7000	3500	7000	3440	7000	3500	7000	3500	10391	4713	10646	4829
	V370	145.9	3705	98.8	2510							6	10	7000	3500	7000	3500	6890	3390	7000	3460	7000	3460	10444	4737	10698	4853
	V400	157.7	4005	104.7	2660							6	10	7000	3500	7000	3500	6730	3310	6860	3380	7000	3500	10514	4769	10769	4885
	V430	169.5	4305	110.6	2810							6	6	6950	3420	7000	3500	6580	3230	6710	3300	10632	4823	10887	4938		
	V450	177.4	4505	116.5	2960							6	6	6850	3370	7000	3470	6470	3180	6620	3250	10684	4846	10939	4962		
	V470	185.2	4705	120.5	3060							6	6	6750	3310	6930	3420	6380	3130	6530	3200	10719	4862	10974	4978		
	V500	197.0	5005	126.4	3210							6	6	6600	3240	6800	3350	6250	3060	6380	3140	10772	4886	11026	5002		
2-STAGE FULL FREE LIFT	VF295	117.2	2976	83.1	2110	36.6	930	54.5	1384	54	1384	6	6	7000	3500	7000	3500	7000	3500	7000	3500	10488	4757	10736	4870		
	VF325	129.0	3276	89.0	2260	41.9	1080	60.1	1534	60	1534	6	6	7000	3500	7000	3500	7000	3500	7000	3500	10565	4792	10814	4905		
	VF345	136.9	3476	92.9	2360	46.5	1180	64.3	1634	64	1634	6	6	7000	3500	7000	3500	6900	3400	7000	3460	10643	4828	10890	4940		
3-STAGE FULL FREE LIFT	TF370	145.9	3705	75.2	1910	28.7	730	43.9	1114	44	1114	6	6	7000	3500	7000	3500	6750	3320	6860	3390	10802	4900	11050	5012		
	TF400	157.7	4005	79.1	2010	32.7	830	47.8	1214	48	1214	6	6	6950	3440	7000	3500	6600	3240	6730	3320	10850	4922	11099	5034		
	TF430	169.5	4305	83.1	2110	36.6	930	51.7	1314	52	1314	6	6	6820	3360	7000	3460	6460	3170	6600	3250	10896	4943	11144	5055		
	TF450	177.4	4505	87.0	2210	40.6	1030	55.7	1414	56	1414	6	6	6710	3310	6890	3410	6380	3120	6510	3200	10944	4964	11193	5077		
	TF470	185.2	4705	89.0	2260	42.5	1080	57.6	1464	58	1464	6	6	6620	3260	6800	3360	6290	3080	6420	3160	10974	4978	11222	5090		
	TF500	197.0	5005	92.9	2360	46.5	1180	61.6	1564	62	1564	6	6	6490	3190	6670	3290	6160	3010	6290	3090	11024	5000	11272	5113		
	TF550	216.7	5505	100.8	2560	54.3	1380	69.4	1764	69	1764	6	6	4820	2340	6450	3170	4490	2190	6070	2980	11120	5044	11368	5157		
	TF600	236.4	6005	108.7	2760	62.2	1580	77.3	1964	77	1964	6	6	3100	1500	6230	3060	2810	1360	5870	2870	11280	5117	11528	5229		
	TF650	256.1	6505	116.5	2960	70.1	1780	85.2	2164	81	2061	3	3	2860	1380	6000	2950	2570	1240	5670	2770	11387	5165	11636	5278		
	TF700	275.8	7005	124.4	3160	78.0	1980	93.1	2364	89	2261	3	3	2570	1240	5800	2850	2280	1090	5500	2680	11476	5206	11725	5318		
	TS370	145.9	3705	75.2	1910	28.7	730	43.9	1114	44	1114	6	6	7000	3500	7000	3500	6750	3320	6860	3390	10802	4900	11050	5012		
	TS400	157.7	4005	79.1	2010	32.7	830	47.8	1214	48	1214	6	6	6950	3440	7000	3500	6600	3240	6730	3320	10850	4922	11099	5034		
	TS430	169.5	4305	83.1	2110	36.6	930	51.7	1314	52	1314	6	6	6820	3360	7000	3460	6460	3170	6600	3250	10896	4943	11144	5055		
	TS450	177.4	4505	87.0	2210	40.6	1030	55.7	1414	56	1414	6	6	6710	3310	6890	3410	6380	3120	6510	3200	10944	4964	11193	5077		
	TS470	185.2	4705	89.0	2260	42.5	1080	57.6	1464	58	1464	6	6	6620	3260	6800	3360	6290	3080	6420	3160	10974	4978	11222	5090		
	TS500	197.0	5005	92.9	2360	46.5	1180	61.6	1564	62	1564	6	6	6490	3190	6670	3290	6160	3010	6290	3090	11024	5000	11272	5113		
	TS550	216.7	5505	100.8	2560	54.3	1380	69.4	1764	69	1764	6	6	4820	2340	6450	3170	4490	2190	6070	2980	11120	5044	11368	5157		
	TS600	236.4	6005	108.7	2760	62.2	1580	77.3	1964	77	1964	6	6	3100	1500	6230	3060	2810	1360	5870	2870	11280	5117	11528	5229		
	TS650	256.1	6505	116.5	2960	70.1	1780	82.8	2103	80	1963	3	3	2860	1380	6000	2950	2570	1240	5670	2770	11387	5165	11636	5278		
	TS700	275.8	7005	124.4	3160	78.0	1980	90.7	2303	88	2163	3	3	2570	1240	5800	2850	2280	1090	5500	2680	11476	5206	11725	5318		
4-STAGE FULL FREE LIFT	QF610	240.7	6115	87.6	2225	41.1	1045	57.0	1449	57	1449	3	3	4200	2050	6050	2950	3950	1900	5670	2770	11558	5243	11818	5361		
	QF660	260.4	6615	95.5	2425	49.0	1245	64.9	1649	65	1649	3	3	3800	1830	5830	2850	3470	1680	5470	2670	11691	5303	11951	5421		
	QF700	276.2	7015	99.4	2525	53.0	1345	68.9	1749	69	1749	3	3	2770	1320	5700	2780	2460	1180	5640	2600	11757	5333	12017	5451		
	QF745	293.9	7465	105.3	2675	58.9	1495	74.8	1899	73	1862	3	3	1930	920	5520	2690	1630	780	5190	2520	11851	5376	12111	5493		
QF790	311.6	7915	111.2	2825	64.8	1645	79.3	2015	73	1862	3	3	1360	640	5340	2600	1080	510	5010	2440	12080	5479	12339	5597			

※ : Standard

New 9 Series

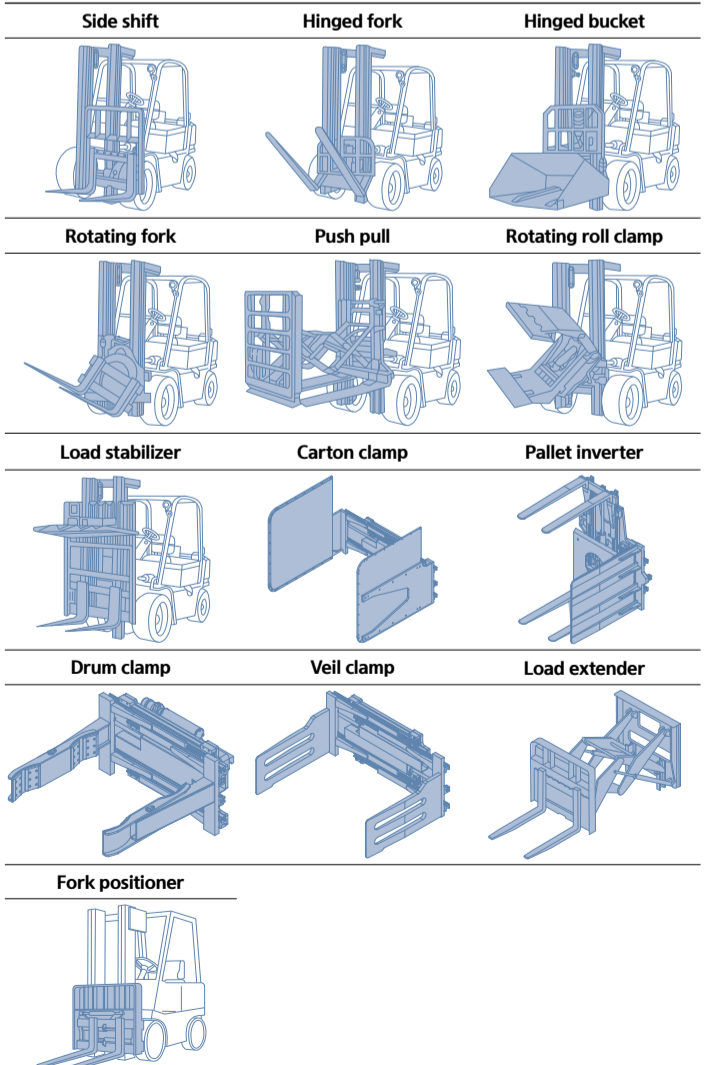
Load Capacity



Optional Items

- Fork(mm)
25D-9 : 900, 1000, 1050(STD), 1200, 1350, 1500, 1650, 1800, 2100
30/33D-9, 35DA-9 : 900, 1050(STD), 1150, 1200, 1650, 1800, 1970, 2120, 2300, 2400
- Integral Sideshift, Fork Positioner, Sideshift, Integral Fork Positioner with Sideshift
- Tire : Solid(superelastic) / Non-marking / Front double tire
- M.C.V : 4-Spool
- Seat : Armrest, Heat, Backrest Ext, Buckle SW
- Load Weight Indicator
- Auto Fork Leveling System
- Rear View Camera
- Cabin(Heater, A/C)
- Hydraulic Pump Temperature / Pressure Indication
- Battery Disconnect Switch(Master Switch)
- Beacon Lamp(LED) (Amber, Red, Blue)
- Rear work Lamp(Bulb or LED)
- F-N-R & Horn Knob switch
- Rear Horn with Handle
- Finger Tip Control Lever
- Full LED Lamp
- Cooling system for Tropical Area(35DA-9)

Attachments



* All specifications and photos in this catalog are subject to change for quality improvement.

New 9 Series

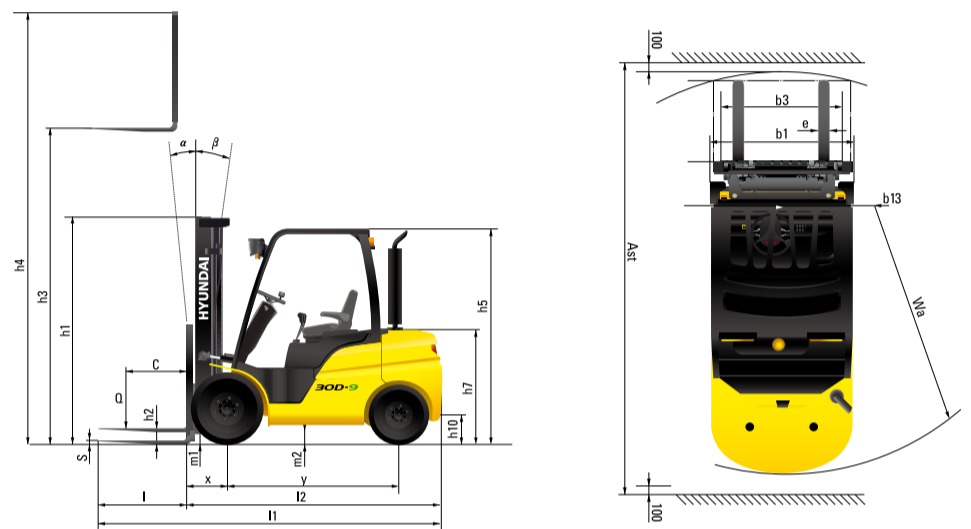
25/30/33D-9
35DA-9

Specification

Identification							
1.1	Manufacturer		Hyundai				
1.2	Manufacturer's model designation		25D-9	30D-9	33D-9	35DA-9	
1.3	Drive : electric (battery or mains), diesel, petrol, fuel gas, manual		DIESEL	DIESEL	DIESEL	DIESEL	
1.4	Type of operation : hand, pedestrian, standing, seated, order-picker		seated	seated	seated	seated	
1.5	Load capacity / Rated load	kg	2500	3000	3300	3500	
1.6	Load center distance	c mm	500	500	500	500	
1.8	Load distance, center of drive axle to fork	x mm	468	468	468	468	
1.9	Wheelbase	y mm	1650	1700	1700	1700	
Weight							
2.1	Service weight	kg	3888	4282	4561	4698	
2.2	Axle loading, loaded front / rear	kg	5567 / 822	6375 / 906	6807 / 1054	7098 / 1100	
2.3	Axle loading, unloaded front / rear	kg	1600 / 2288	1667 / 2615	1628 / 2933	1606 / 3092	
Tires, chassis							
3.1	Tires : Pneumatic(P), Solid(S), Non-marking(N)		P	P	P	P	
3.2	Tires size, front	Single	7.00 -12 -12PR	8.15-15-14PR	8.15-15 -14PR	8.15-15-14PR	
		Double	6.00-15-10PR	6.00-15-10PR	6.00-15-10PR	6.00-15-10PR	
3.3	Tires size, rear	Single	6.50-10-12PR	6.50-10 -12PR	6.50-10 -12PR	6.50-10-12PR	
		Double	6.50-10-12PR	6.50-10-12PR	6.50-10-12PR	6.50-10-12PR	
3.4	Number of wheels front / rear (x=driven wheels)		2x / 2	2x / 2	2x / 2	2x / 2	
3.5	Track width, front	Single	mm	999	1005	1005	1005
		Double	mm	1153	1153	1153	1153
	Tires width, rear	mm	980	980	980	980	
Basic Dimensions							
4.1	Mast / fork carriage tilt forward / backward (α/β)	degrees	6 / 10	6 / 10	6 / 10	6 / 10	
4.2	Lowered mast height	h1 (mm)	2175	2190	2260	2260	
4.3	Free lift	h2 (mm)	155	155	155	155	
4.4	Lift height	h3 (mm)	3305	3305	3305	3305	
4.5	Extended mast height	h4 (mm)	4485	4485	4485	4485	
4.7	Overhead guard height (cabin)	h5 (mm)	2160 (2170)	2180 (2190)	2180 (2190)	2180 (2190)	
4.8	Seat height / standing height rel. to SIP	h7 (mm)	1187	1212	1212	1212	
4.12	Coupling height	h10 (mm)	295	320	320	320	
4.19	Overall length	l1 (mm)	3657	3726	3782	3816	
4.20	Length to face of forks	l2 (mm)	2607	2676	2732	2766	
4.21	Overall width	Single	b1 (mm)	1200	1228	1228	1228
		Double	b1 (mm)	1517	1517	1517	1517
4.22	Fork dimensions(hook type)	l / e / s (mm)	1050 x 100 x 45	1050 x 122 x 45	1050 x 122 x 45	1050 x 122 x 45	
4.23	Fork carriage ISO 2328, class / type A,B		2A	3A	3A	3A	
4.24	Fork-carriage width	b3 (mm)	1102	1102	1102	1102	
4.31	Ground clearance, loaded, under mast	m1(mm)	130	145	145	145	
4.32	Ground clearance, centre of wheelbase	m2(mm)	157	181	181	181	
4.33	Aisle width for pallets 1,000x1,200 crossways (LxW)	Ast(mm)	4010	4081	4131	4158	
4.34	Aisle width for pallets 800x1,200 lengthways (WxL)	Ast(mm)	4210	4281	4331	4358	
4.35	Turning radius	Wa(mm)	2342	2413	2463	2490	
4.36	Smallest pivot point distance	b13 (mm)	714	731	731	731	

Performance data						
5.1	Travel speed, unloaded	km/h	18.5	20.0	19.9	19.9
5.2	Lift speed, loaded/ unloaded	mm/s	560 / 640	470 / 530	460 / 530	450 / 530
5.3	Lowering speed, loaded/unloaded	mm/s	500 / 450	500 / 450	500 / 450	500 / 450
5.5	Drawbar pull, loaded	kg	2686	2437	2443	2445
5.7	Gradient performance, loaded	%	40.7	31.9	28.3	27.1
5.9	Acceleration time, loaded/ unloaded(10m)	sec	-	-	-	-
5.10	Service brake		FOOT	FOOT	FOOT	FOOT
Engine						
6.1	Engine manufacturer / type		kubota V3307			
6.2	Engine power acc. to ISO 1585	kW/rpm	50(67ps) / 2300			
6.3	Maximum Torque	kgf.m/rpm	23.1 / 1500	23.1 / 1500	23.1 / 1500	23.1 / 1500
6.4	No. of cylinder / cubic capacity	EA/cc	4 / 3331	4 / 3331	4 / 3331	4 / 3331
6.5	Fuel consumption acc. To VDI cycle	l / h	3.2	3.4	3.6	3.6
Other Details						
8.1	Type of drive control		PowerShift	PowerShift	PowerShift	PowerShift
8.2	Operating pressure, system / attach	bar	182 / 162	196 / 162	196 / 162	216 / 162
8.3	Attach oil volume	l / min	36	38	38	38
8.4	Sound pressure level (at driver's ear according to DIN 12053)	dB(A)	80	80	80	80
8.5	Trailer coupling, type DIN		PIN	PIN	PIN	PIN

Dimension



* All specifications in this catalog are subject to change according to the optional items.

MEMO

